

HPE Aruba Networking 600H Series Hospitality Access Points

High performance Wi-Fi 6E access points with wired connectivity



Key features

- Ideal for hospitality, branch, and teleworker deployments
- Flexible coverage across any two bands (2.4 GHz, 5 GHz, and 6 GHz) for up to 3.6 Gbps combined peak data rate
- Up to seven 160 MHz channels in 6 GHz support low-latency, bandwidth-hungry applications such as high-definition video and AR/VR applications
- Combines wireless and wired access in compact desktop or wall mount models that can be PoE powered
- Convenient wired connectivity and support for PoE with a fast 2.5GbE uplink port, two 1GbE ports, and two 1GbE PSE ports capable of supplying up to a total of 30W PoE.
- Internet of Things (IoT)-ready with support for Bluetooth 5 and Zigbee.

HPE Aruba Networking 600H Series Hospitality Access Points deliver seamless, secure, high performance wireless connectivity to mission-critical hospitality, small branch, and remote work environments. The 600H series delivers more wireless capacity and wider channels by taking advantage of Wi-Fi 6E and the 6 GHz band to more than double capacity to meet increasing demands of bandwidth-hungry video, growing numbers of customer and IoT devices, and growing of cloud services.

The flexible compact form factor includes multigigabit and gigabit ports, Power over Ethernet (PoE) support, and integrated Bluetooth Low Energy (BLE) and Zigbee, providing a range of connectivity options ideal for venues such as hotels, residence halls, and remote offices. The 600H series includes a limited lifetime warranty for investment protection.

Use cases

Hospitality

Delivering exceptional hotel guest or student residence hall experiences requires seamless Wi-Fi connectivity that is constantly on. The 600H series can support hundreds of guest

and student devices simultaneously without impacting Wi-Fi quality and optimizes the connection to the best available access points regardless of where the device is carried so users can roam without impact to performance. Critical applications can be prioritized so they can perform at their peak, without impacting the guest or staff experience. Desktop or wall mount configurations provide deployment flexibility with wired ports and integrated BLE5.0 and 802.15.4 (Zigbee) supporting a range of IoT devices.

Small branch and remote work

With the 600H series managed by HPE Aruba Networking Central, IT can remotely deploy and centrally manage secure network connectivity for hundreds or even thousands of remote workers or small office employees to deliver an in-office experience — without the need for a gateway. Remote workers can connect wireless clients (laptops, smartphones, tablets) as well as wired clients, such as VoIP phones and access mission-critical applications reliably and securely through a 2.5 Gbps uplink/downlink Ethernet port, dedicated 1 Gbps uplink port, and three dedicated downlink ports.

Wi-Fi 6E for faster speeds, more capacity

The 600H series access points are designed to take advantage of Wi-Fi 6E and the 6 GHz band, which translates into far greater speeds, wider channels for multigigabit traffic, and less interference. Its two 2x2 multiple-input and multiple-output (MIMO) radios deliver a maximum combined data rate of up to 3.6 Gbps.

Table 1. Channel bandwidth and peak data rate

Band	Channel bandwidth	Peak data rate
6 GHz	160 MHz	2.4 Gbps
5 GHz	80 MHz	1.2 Gbps
2.4 GHz	20 MHz	287 Mbps
Total	n/a	Up to 3.6 Gbps

Advantages of 6 GHz

Wi-Fi 6E provides up to 1200 MHz in the 6 GHz band for higher throughput and improved application performance. With up to seven 160 MHz channels, Wi-Fi 6E can better support low-latency, bandwidth-hungry applications such as high-definition video and augmented reality and virtual reality applications. Only Wi-Fi 6E capable devices can use the 6 GHz band so there is no interference or slowdowns because legacy devices use the 5 GHz or 2.4 GHz bands. The 600H series provides flexible coverage across any two bands (2.4 GHz, 5 GHz, and 6 GHz) to help ensure that 6E and legacy devices are supported.

Device class support

The 600H series are part of the low power indoor (LPI) device class. This fixed indoor-only class uses lower power levels and does not require an Automated Frequency Coordination service (AFC), which is required for all outdoor and select indoor access points that transmit/operate at standard power.

6 GHz global readiness

While the need for more Wi-Fi capacity is recognized across the globe, countries are approaching the 6 GHz band differently. The 600H series are set up to automatically update regulatory rules after Wi-Fi 6E regulations have been approved and certified.

Extends the benefits of Wi-Fi 6

The 600H series are based on the 802.11ax (Wi-Fi 6) standard, which means that all its efficiency and security enhancements are

also available on the 6 GHz band. Wi-Fi 6 features such as orthogonal frequency-division multiple access (OFDMA), BSS coloring, and so on, are fully supported on the HPE Aruba Networking Wi-Fi 6E access points as well.

Advantages of OFDMA

This capability allows HPE Aruba Networking access points to handle multiple 802.11ax capable customer on each channel simultaneously, regardless of device or traffic type. Channel utilization is optimized by handling each transaction through smaller subcarriers or resource units (RUs), which means that customers are sharing a channel and not competing for airtime and bandwidth.

Dual radio / tri-band architecture

The 600H series use a unique dual radio, tri-band architecture to utilize the 6 GHz band with its faster speeds, wider channels, and less interference. Adding support for the 6 GHz band to the traditional 2.4 GHz and 5 GHz bands provides more than double the available wireless capacity — so small offices / home offices can meet growing demand due to bandwidth-hungry video, increasing numbers of customers and IoT devices, and growth in the cloud. These access points feature two radios that can be automatically tuned to any two of the three available spectrum bands for Wi-Fi (2.4 GHz, 5 GHz, 6 GHz).





Figure 1. AP-605HR with desktop stand

Simplified deployment and operations

HPE Aruba Networking access points can operate as stand-alone access points or with a gateway for greater scalability, security, and manageability. Access points can be deployed using Zero Touch Provisioning — without on-site technical expertise — for ease of implementation in branch offices and remote work.

HPE Aruba Networking access points can be managed using cloud-based or on-premises solutions for any campus, branch, or remote work environment. With HPE Aruba Networking Central, onboarding, configuring, and provisioning are simpler and require no manual CLI configuration or maintenance windows. After the access point is plugged in, the device connects and receives its running configuration from the cloud using Zero Touch Provisioning, which allows remote workers and offices to onboard and configure wireless connectivity without any on-site IT support. Central licenses are available in 1-, 3-, 5-, 7-, and 10-year increments, making it easy to align requirements for artificial intelligence for IT operations (AIOps), security, and other desired management features. [See the HPE Aruba Networking Central ordering guide.](#)

Versatile installation options

The 600H series can be deployed as a wall mount or on the desktop. For desktop deployments, the 600H series are offered in bundles that combine an access point, a desk stand, a power adapter, and a North American or European power cord.

Key Wi-Fi features

Wi-Fi 6E certified™ for 6 GHz

The 600H series are fully Wi-Fi CERTIFIED™ to meet all the requirements for Wi-Fi 6E (802.11ax) for greater efficiency, including OFDMA, multiuser (MU)-MIMO, and Target Wake Time (TWT) to extend the battery life of devices.

Customer optimization

HPE Aruba Networking patented AI-powered ClientMatch technology helps eliminate sticky customer issues by steering a customer to the access point where it receives the best radio signal. HPE Aruba Networking ClientMatch steers traffic from the noisy 2.4 GHz band to the preferred 5 GHz or 6 GHz band depending

on customer capabilities. HPE Aruba Networking ClientMatch also dynamically steers traffic to load balance access points to improve the user experience.

Radio frequency optimization

ML-based radio frequency (RF) optimization known as HPE Aruba Networking AirMatch dynamically adjusts resources such as power to optimize coverage and help eliminate coverage gaps.

HPE Aruba Networking Advanced Cellular Coexistence

Unique HPE Aruba Networking Advanced Cellular Coexistence (ACC) uses built-in filtering to automatically reduce the impact of interference from cellular networks, distributed antenna systems (DAS), and commercial small-cell or femtocell equipment.

Self-locating access points

Indoor location shouldn't require guesswork or costly or complex overlay technologies. HPE Aruba Networking Wi-Fi 6 and 6E access points help organizations leverage their wireless investment to deliver indoor location — everywhere.

The 600H series include built-in GPS receivers and intelligent software to allow them to automatically locate themselves accurately within the universal framework of latitude and longitude. As part of HPE Aruba Networking indoor location solutions, they serve as reference points for customer devices and other technologies using fine time measurement.

Open Locate, an emerging standard that allows access points to share their location over the air and through cloud-based application programming interfaces (APIs), enables mobile devices to locate themselves and applications to support network analytics.

IoT ready

The 600H series include an integrated Bluetooth 5 and 802.15.4 radio for Zigbee support to simplify deploying and managing IoT-based location services, asset tracking services, security solutions, and IoT sensors. There is also a USB port extension to provide IoT connectivity to a wider range of devices. These IoT capabilities allow organizations to leverage our access points as an IoT transport, which helps eliminate the need for an overlay infrastructure and additional IT resources and can accelerate IoT initiatives.



In addition, TWT establishes a schedule for when customers need to communicate with an access point. This helps improve customer power savings and reduces airtime contention with other customers, which is ideal for IoT.

The Advanced IoT Coexistence (AIC) feature uses built-in filtering to allow Wi-Fi and BLE/Zigbee radios to operate at maximum capacity without the impact of interference.

Intelligent power monitoring (IPM)

For better insights into energy consumption, our access points continuously monitor and report hardware energy usage. Unlike other vendors' access points, our access points can also be configured to enable or disable capabilities based on available PoE power — ideal when wired switches have exhausted their power budget. Enterprises can deploy Wi-Fi 6E access points and update switching and power at a later if needed based on their actual usage.

Key security features

AI customer insights

ML-based classification of all customer through customer insights uses deep packet inspection to provide additional context and behavioral information that help ensure devices are receiving proper policy enforcement and continuous monitoring for rogue devices.

User and device authentication

Cloud-native network access control (NAC) provided by HPE Aruba Networking Central further simplifies how IT controls network access while providing a frictionless experience for end users. Global policy automation and orchestration enables IT to define and maintain global policies at scale with ease, using UI-driven, intuitive workflows that automatically translate security intent into policy design and map user roles for employees, contractors, guests, and devices to their proper access privileges.

Intrusion detection

HPE Aruba Networking Central utilizes the Rogue AP Intrusion Detection Service (RAPIDS) to identify and resolve issues caused by rogue access points and customers. Wired and wireless data is automatically correlated to identify potential threats, thereby strengthening network security and improving incident response processes by reducing false positives.

Web content filtering

Web content classification (WebCC) classifies websites by content category and rates them by reputation and risk score, enabling IT to block malicious sites to help prevent phishing, distributed denial of service (DDoS), botnets, and other common attacks.

WPA3 and Enhanced Open

As part of Wi-Fi 6E (802.11ax), WPA3 ensures stronger encryption and authentication while Enhanced Open offers protection for users connecting to open networks by automatically encrypting each session to protect user passwords and data on guest networks. In addition, WPA3 enables simpler passkey management for WPA2 devices — should the Wi-Fi password on one device or device type change, no additional changes are needed for other devices.

WPA2-MPSK

MPSK enables simpler passkey management for WPA2 devices — should the Wi-Fi password on one device or device type change, no additional changes are needed for other devices (requires HPE Aruba Networking ClearPass Policy Manager).

VPN tunnels

This access point series can be used to establish a secure SSL/IPSec VPN tunnel to a HPE Aruba Networking gateway or mobility controller that is acting as a VPN concentrator.

Trusted Platform Module

For enhanced device assurance, all HPE Aruba Networking APs include an installed TPM for secure storage of credentials and keys, and boot code.

Simple and secure access

To simplify policy enforcement, the 600H series uses the Policy Enforcement Firewall (PEF) to encapsulate all traffic from the access point to the Mobility Controller (or Gateway) for end-to-end encryption and inspection. Policies are applied based on user role, device type, applications, and location. This reduces the manual configuration of SSIDs, VLANs, and ACLs. PEF also serves as the underlying technology for Dynamic Segmentation.



Standards-based technologies

The 600H series also include the following standards-based technologies:

- Transmit beamforming to increase signal reliability and range
- Dynamic frequency selection (DFS) to optimize use of available RF spectrum
- Maximum rate combining (MRC) for improved receiver performance
- Cyclic delay/shift diversity (CDD/CSD) to deliver greater downlink RF performance
- Space-time block coding (STBC) to increase range and improve reception
- Low-density parity check (LDPC) to provide high-efficiency error correction and improve throughput

Specifications

Hardware variants

- AP-605H: Hospitality access points platform, integrated antennas

Wi-Fi radio specifications

- Access point type: Indoor, tri-band, 2.4 GHz, 5 GHz, and 6 GHz (dual concurrent) 802.11ax 2x2 MIMO
- 2.4 GHz radio: Two spatial stream single-user (SU) MIMO for up to 574 Mbps wireless data rate with 2SS HE40 802.11ax customer devices (287 Mbps for HE20)
- 5 GHz radio: Two spatial stream single user (SU) MIMO for up to 1.2 Gbps wireless data rate with 2SS HE80 802.11ax customer devices
- 6 GHz radio: Two spatial stream single user (SU) MIMO for up to 2.4 Gbps wireless data rate with 2SS HE160 802.11ax customer devices
- Up to 512 associated customer devices per radio, and up to 16 BSSIDs per radio (limited to eight for the 6 GHz radio)
- Supported frequency bands (country-specific restrictions apply):
 - 2.400 to 2.4835 GHz > ISM
 - 5.150 to 5.250 GHz > U-NII-1
 - 5.250 to 5.350 GHz > U-NII-2A
 - 5.470 to 5.725 GHz > U-NII-2C
 - 5.725 to 5.850 GHz > U-NII-3/ISM
 - 5.850 to 5.895 GHz > U-NII-4
 - 5.925 to 6.425 GHz > U-NII-5

– 6.425 to 6.525 GHz > U-NII-6

– 6.525 to 6.875 GHz > U-NII-7

– 6.875 to 7.125 GHz > U-NII-8

- Available bands and channels: Dependent on configured regulatory domain (country)
- DFS optimizes the use of available RF spectrum in the 5 GHz band
- Supported radio technologies:
 - 802.11b: Direct-sequence spread-spectrum (DSSS)
 - 802.11a/g/n/ac: Orthogonal frequency-division multiplexing (OFDM)
 - 802.11ax: OFDMA with up to eight resource units
- Supported modulation types:
 - 802.11b: BPSK, QPSK,
 - CCK -802.11a/g/n: BPSK, QPSK, 16-QAM, 64-QAM and 256-QAM (proprietary extension)
 - 802.11ac: BPSK, QPSK, 16-QAM, 64-QAM, 256-QAM and 1024-QAM (proprietary extension)
 - 802.11ax: BPSK, QPSK, 16-QAM, 64-QAM, 256-QAM and 1024-QAM
- 802.11n high-throughput (HT) support: HT20/40
- 802.11ac very high-throughput (VHT) support: VHT20/40/80
- 802.11ax high-efficiency (HE) support: HE20/40/80/160
- Supported data rates (Mbps):
 - 802.11b: 1, 2, 5.5, 11
 - 802.11a/g: 6, 9, 12, 18, 24, 36, 48, 54
 - 802.11n: 6.5 to 300 (MCS0 to MCS15, HT20 to HT40), 400 with 256-QAM (proprietary extension)
 - 802.11ac: 6.5 to 867 (MCS0 to MCS9, NSS = 1 to 2, VHT20 to VHT80); 1,083 with 1024-QAM (MCS10 and MCS11, proprietary extension)
 - 802.11ax (2.4 GHz): 3.6 to 574 (MCS0 to MCS11, NSS = 1 to 2, HE20 to HE40)
 - 802.11ax (5 GHz): 3.6 to 1,201 (MCS0 to MCS11, NSS = 1 to 2, HE20 to HE80)
 - 802.11ax (6 GHz): 3.6 to 2,402 (MCS0 to MCS11, NSS = 1 to 2, HE20 to HE160)
- 802.11n/ac packet aggregation: A-MPDU, A-MSDU

- Transmit power: Configurable in increments of 0.5 dBm
- Maximum (aggregate, conducted total) transmit power (limited by local regulatory requirements):
 - Per radio/band (2.4 GHz / 5 GHz / 6 GHz): +21 dBm (18 dBm per chain)
 - Note: conducted transmit power levels exclude antenna gain. For total (EIRP) transmit power, add antenna gain
- Minimum configurable transmit power is
 - 10 dBm (conducted, per chain)
- Advanced Cellular Coexistence (ACC) helps minimize the impact of interference from cellular networks MRC for improved receiver performance
- CDD/CSD for improved downlink RF performance
- STBC for increased range and improved reception
- LDPC for high-efficiency error correction and increased throughput
- Transmit beamforming (TxBF) for increased signal reliability and range
- 802.11ax TWT to support low-power customer devices
- 802.11mc fine timing measurement (FTM) for precision distance ranging
- Downlink (E1-E4): Ethernet wired network ports (RJ-45)
 - Auto-sensing link speed (10/100/1000BASE-T) and MDI/ MDX
 - 802.3az EEE
 - E1 and E2: POE-PSE: 802.3 af/at PoE output; dual 802.3af (both ports) or single 802.3at (E1 only); 30W maximum
- DC power interface
 - Circular: 48Vdc (nominal, +/-5%), accepts 1.35 mm/3.5 mm center-positive circular plug with 9.5 mm length
- USB 2.0 host interface (Type A connector)
 - Capable of sourcing up to 1A / 5W to an attached device
 - USB device can be physically secured with a locking screw
- BLE5.0 and Zigbee (802.15.4) radio
 - BLE: up to 3 dBm transmit power (class 1) and -98 dBm receive sensitivity (125 kbps)
 - Zigbee: up to 3 dBm transmit power and -96 dBm receive sensitivity (250 kbps)
 - Integrated omnidirectional antenna with roughly 30° to 40° downtilt and peak gain of 3.5 dBi

Wi-Fi antennas

- AP-605H: Integrated omnidirectional antennas for 2x2 MIMO with a peak antenna gain of 5.1 dBi in 2.4 GHz, 5.1 dBi in 5 GHz, and 5.4 dBi in 6 GHz. The built-in antennas are optimized for vertical wall or desk-mounted orientation of the access point.
 - Combining the patterns of each of the antennas of the MIMO radios, the peak gain of the combined, average pattern is 4.4 dBi in 2.4 GHz, 4.4 dBi in 5 GHz, and 4.0 dBi in 6 GHz

Other interfaces and features

- Uplink (E0): Ethernet wired network port (RJ-45)
 - Auto-sensing link speed (100/1000/2500BASE-T) and MDI/ MDX
 - 2.5 Gbps speed complies with NBase-T and 802.3 bz specifications
 - 802.3 az Energy-Efficient Ethernet (EEE)
 - POE-PD: 48Vdc (nominal) 802.3af/at/bt PoE (class 3, 4, or 6)
- GNSS L1 1575.42 MHz receiver supporting GPS, Galileo, GLONASS, and BeiDou signals
 - Receive sensitivity: -162 dBm (tracking)
 - Integrated omnidirectional antenna with roughly 30° to 40° downtilt and peak gain of 4.5 dBi
- AIC allows concurrent operation of multiple radios in the 2.4 GHz band
- Built-in TPM 2.0 for enhanced security and anti-counterfeiting
- Visual system status indicators (LEDs):
 - Power/system status
 - Radio status
 - Local network port status (4x)
 - POE-PSE status (2x)
- Serial console interface (proprietary, micro-B USB physical jack)
- Reset button: factory reset, LED mode control (normal/off)
- Kensington security slot



- Automatic thermal shutdown and recovery function
 - 802.3az EEE
 - POE-PD: 48Vdc (nominal) 802.3 af/at/bt PoE (class 3, 4, or 6)
 - Downlink (E1-E4): Ethernet wired network ports (RJ-45)
 - Auto-sensing link speed (10/100/1000BASE-T) and MDI/ MDX
 - 802.3az EEE
 - E1&E2: POE-PSE: 802.3af/at PoE output; dual 802.3af (both ports) or single 802.3at (E1 only); 30W maximum
 - DC power interface
 - Circular: 48Vdc (nominal, +/-5%), accepts 1.35 mm/3.5 mm center-positive circular plug with 9.5 mm length
 - USB 2.0 host interface (Type A connector)
 - Capable of sourcing up to 1A / 5W to an attached device
 - USB device can be physically secured with a locking screw
 - BLE5.0 and Zigbee (802.15.4) radio
 - BLE: up to 3 dBm transmit power (class 1) and -98 dBm receive sensitivity (125kbps)
 - Zigbee: up to 3 dBm transmit power and -96 dBm receive sensitivity (250kbps)
 - Integrated omnidirectional antenna with roughly 30° to 40° downtilt and peak gain of 3.5 dBi
 - GNSS L1 1575.42MHz receiver supporting GPS, Galileo, GLONASS, and BeiDou signals
 - Receive sensitivity: -162 dBm (tracking)
 - Integrated omnidirectional antenna with roughly 30° to 40° downtilt and peak gain of 4.5dBi
 - AIC allows concurrent operation of multiple radios in the 2.4 GHz band
 - Built-in TPM 2.0 for enhanced security and anticounterfeiting
 - Visual system status indicators (LEDs):
 - Power/system status
 - Radio status
 - Local network port status (4x)
 - POE-PSE status (2x)
 - Serial console interface (proprietary, micro-B USB physical jack)
 - Reset button: factory reset, LED mode control (normal/off)
 - Kensington security slot
 - Automatic thermal shutdown and recovery function
- Power sources and power consumption**
- The access point supports direct DC power and PoE
 - When both DC and PoE power sources are available, DC power takes priority over PoE
 - Power sources are sold separately
 - The AP-605HR bundles include an AC-to-DC power adapter
 - When powered by DC or 802.3bt (class 6) PoE, the access point will operate without restrictions
 - When powered by 802.3at (class 4) PoE and with the IPM feature disabled, the access point will disable the USB port (only) if POE-PSE is enabled, and support (802.3af) POE-PSE power on E1 only (no PSE on E2)
 - When powered by 802.3af (class 3) PoE with the IPM feature disabled, the access point will disable the USB port and POE-PSE capability.
 - With IPM enabled, the access point will start up without restrictions, but may dynamically apply additional restrictions depending on the PoE budget and actual power consumption. The feature-specific restrictions and the order in which they are applied can be configured.
 - Maximum (worst-case) power consumption (access point only / USB adder / PoE-PSE adder):
 - DC powered: 14.9W / 5.8W / 27.5W
 - PoE powered: 13.9W / 5.8W / 30.1W
 - Maximum (worst-case) power consumption in idle mode (access points only):
 - DC powered: 5.8W
 - PoE powered: 5.9W
 - Maximum (worst-case) power consumption in deep-sleep mode (access points only):
 - DC powered: 1.5W
 - PoE powered: 1.4W



Mounting details

Using one of the (separate orderable) mount kits, the access point can be attached to a single or dual gang wall box, directly to a wall, or desk mounted.

Mechanical specifications

- Dimensions/weight (AP-605H; unit):
 - 105 mm (W) x 40 mm (D) x 153 mm (H)
 - 500 g
- Dimensions/weight (AP-605H; shipping):
 - 145 mm (W) x 64 mm (D) x 210 mm (H)
 - 690 g

Environmental specifications

- Operating conditions
 - Temperature: 0°C to +40°C / +32°F to +104°F
 - Relative humidity: 5% to 95%
 - ETS 300 019 class 3.2 environments
 - Access point is plenum rated for use in air-handling spaces
- Storage conditions
 - Temperature: –25°C to +55°C / +13°F to +131°F
 - Relative humidity: 10% to 100%
 - ETS 300 019 class 1.2 environments
- Transportation conditions
 - Temperature: –40°C to +70°C / –40°F to +158°F
 - Relative humidity: up to 95%
 - ETS 300 019 class 2.3 environments

Reliability

Mean time between failure (MTBF): 999 khrs (114 yrs) at +25°C ambient operating temperature

Regulatory compliance

- FCC/ISED
- CE marked
- RED directive 2014/53/EU
- EMC directive 2014/30/EU
- Low Voltage Directive 2014/35/EU
- IEC/EN 62368-1
- EN 60601-1-1, EN60601-1-2
- UL2043

For more country-specific regulatory information and approvals, see your HPE Aruba Networking representative.

Regulatory model numbers

- AP-605H APs (all models): APINH605

Certifications

- Wi-Fi Alliance (WFA):
 - Wi-Fi CERTIFIED a, b, g, n, ac
 - Wi-Fi CERTIFIED 6
 - WPA, WPA2, and WPA3 — Enterprise with CNSA option, Personal (SAE), Enhanced Open (OWE)
 - WMM, WMM-PS, Wi-Fi Agile Multiband
 - Wi-Fi CERTIFIED Location™
- Bluetooth SIG
- Ethernet Alliance (PoE-PD device, class 6, and PoE PSE device, class 4)

Warranty

HPE Aruba Networking hardware limited lifetime warranty.

Minimum operating system software versions

- HPE Aruba Networking Wireless Operating System software release AOS-10.7.0.0
- HPE Aruba Networking Wireless Operating System software release AOS-8.12.0.0
- HPE Aruba Networking Wireless Operating System software release Instant-8.12.0.0

Support

HPE Aruba Networking network devices (access points, switches, and gateways) that have an active HPE Aruba Networking Central SaaS subscription are fully supported and include:

- 24x7 priority technical support for troubleshooting
- Software updates and upgrades for HPE Aruba Networking Central and hardware products managed by HPE Aruba Networking Central

Learn more about our [HPE Aruba Networking Support Services](#).



RF Performance table

Band, rate	Maximum transmit power (dBm) per transmit chain	Receiver sensitivity (dBm) per receive chain
2.4 GHz, 802.11b		
1 Mbps	18.0	-94.5
11 Mbps	18.0	-88.0
2.4 GHz, 802.11g		
6 Mbps	18.0	-92.0
54 Mbps	16.0	-74.5
2.4 GHz, 802.11n HT20		
MCS0	18.0	-93.0
MCS7	16.0	-74.0
2.4 GHz, 802.11ax HE20		
MCS0	18.0	-92.0
MCS11	12.0	-62.0
5 GHz, 802.11a		
6 Mbps	18.0	-91.0
54 Mbps	16.0	-73.0
5 GHz, 802.11n HT20 / HT40		
MCS0	18.0/18.0	-91.0/-88.5
MCS7	16.0/16.0	-71.0/-69.0
5 GHz, 802.11ac VHT20 / VHT40 / VHT80		
MCS0	18.0/18.0/18.0	-91.0/-88.5/-86.0
MCS9	14.0/14.0/14.0	-67.0/-63.0/-60.0
5 GHz, 802.11ax HE20 / HE40 / HE80		
MCS0	18.0/18.0/18.0	-90.0/-87.5/-84.5
MCS11	12.0/12.0/12.0	-60.0/-57.0/-54.5
6 GHz, 802.11ax HE20 / HE40 / HE80 / HE160		
MCS0	18.0/18.0/18.0/18.0	-92.0/-89.5/-86.5/-83.0
MCS11	12.0/12.0/12.0/12.0	-62.0/-59.0/-56.5/-53.0



600H series antenna patterns

Showing top-view and side-view averaged patterns for all applicable antennas and frequencies within the bands.

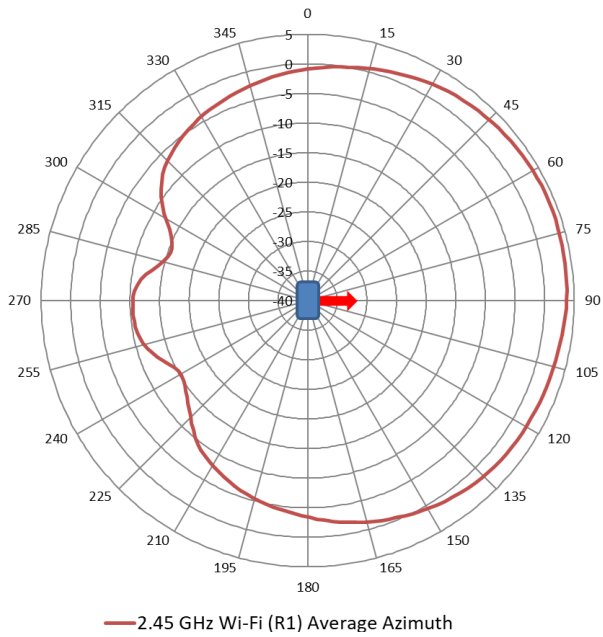


Figure 2. 2.45 GHz Antenna Average Azimuth

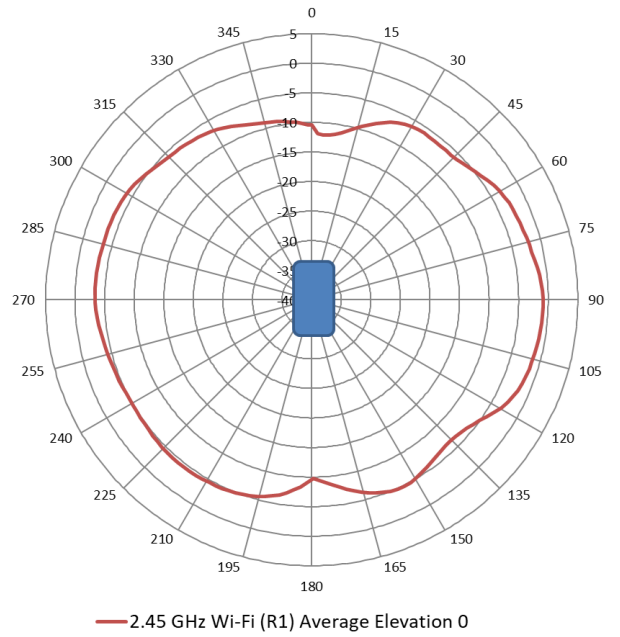


Figure 3. 2.45 GHz Antenna Average Elevation 0

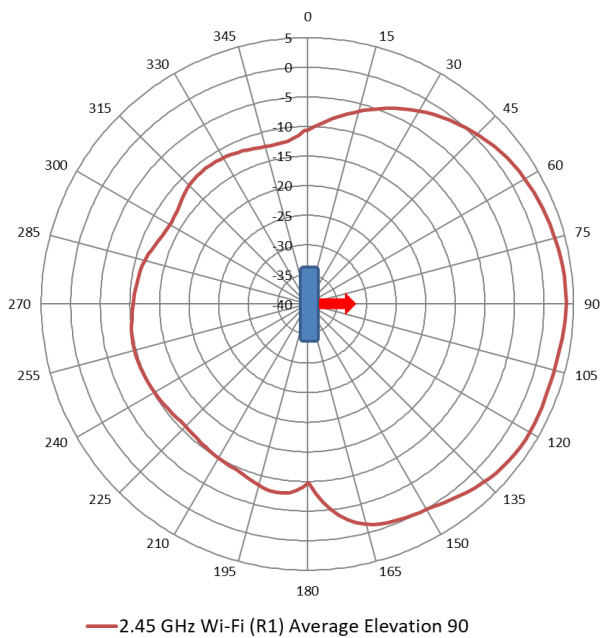


Figure 4. 2.45 GHz Antenna Average Elevation 90



600H series antenna patterns (continued)

Showing top-view and side-view averaged patterns for all applicable antennas and frequencies within the bands.

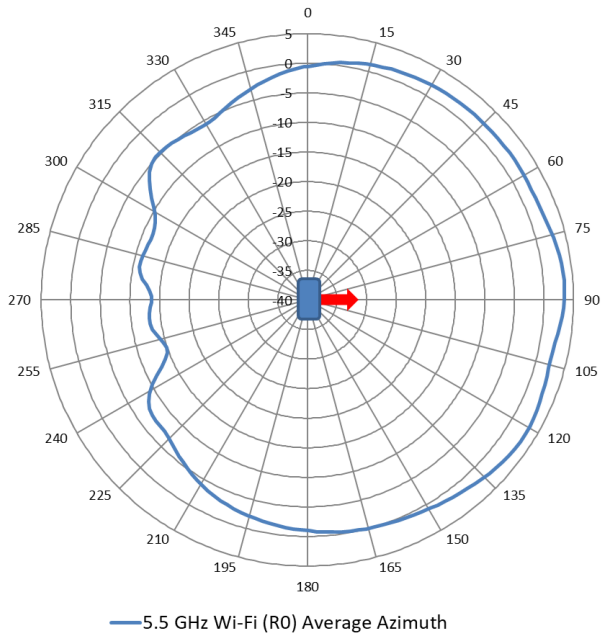


Figure 5. 5.5 GHz Antenna Average Azimuth

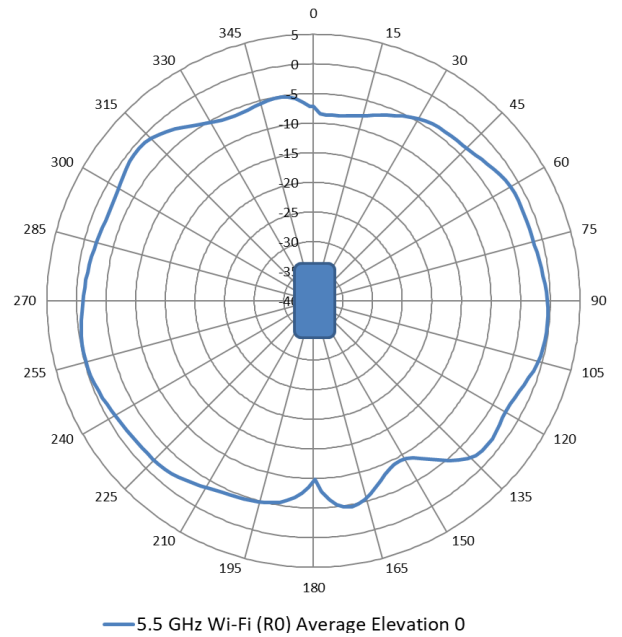


Figure 6. 5.5 GHz Antenna Average Elevation 0

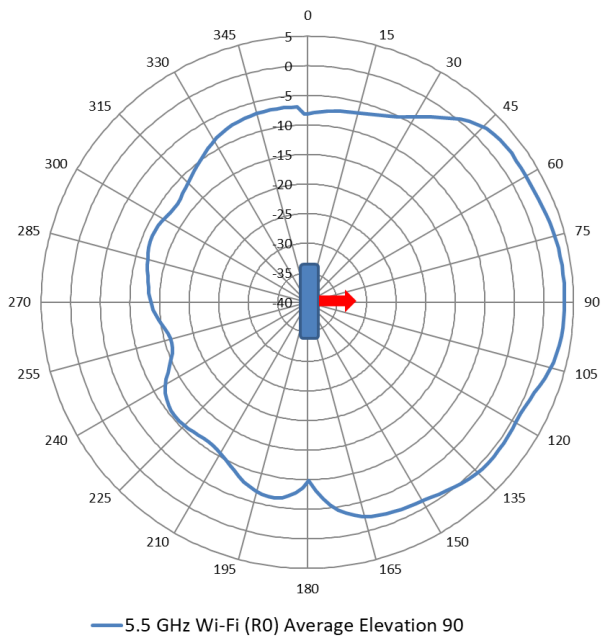


Figure 7. 5.5 GHz Antenna Average Elevation 90



600H series antenna patterns (continued)

Showing top-view and side-view averaged patterns for all applicable antennas and frequencies within the bands.

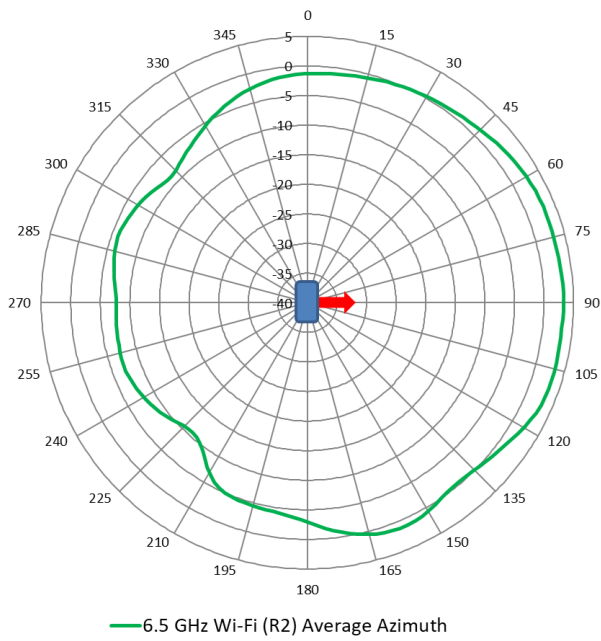


Figure 8. 6.5 GHz Antenna Average Azimuth

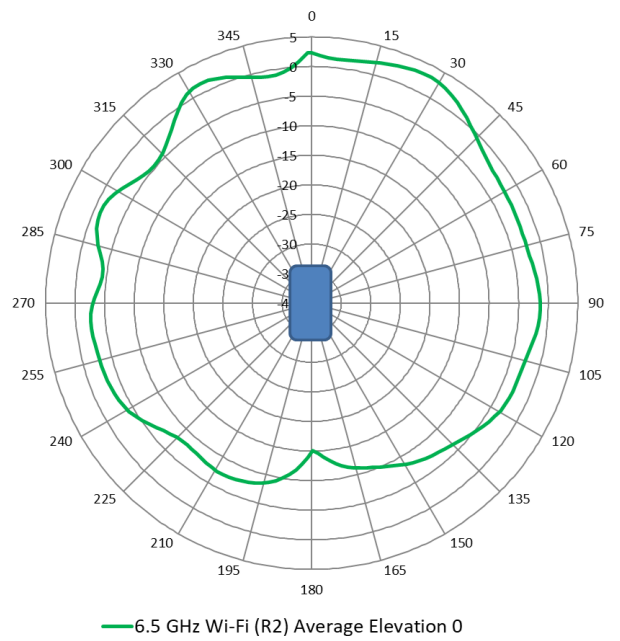


Figure 9. 6.5 GHz Antenna Average Elevation 0

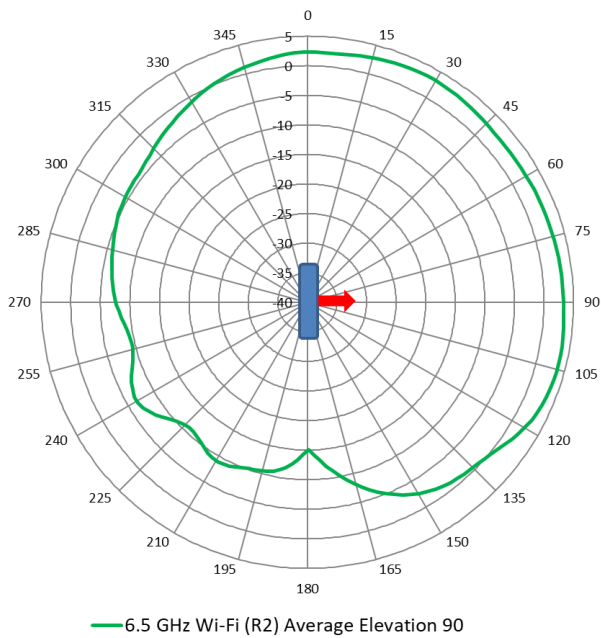


Figure 10. 6.5 GHz Antenna Average Elevation 90



Ordering information

Part number	Description
HPE Aruba Networking 600H Series Hospitality Access Points (mount kit not included)	
SOB57A	HPE Aruba Networking AP-605H (EG) 2-Radio 3-Band 2x2 Wi-Fi 6E 1+4 ETH PSE USB Hospitality AP
SOB58A	HPE Aruba Networking AP-605H (IL) 2-Radio 3-Band 2x2 Wi-Fi 6E 1+4 ETH PSE USB Hospitality AP
SOB59A	HPE Aruba Networking AP-605H (JP) 2-Radio 3-Band 2x2 Wi-Fi 6E 1+4 ETH PSE USB Hospitality AP
SOB60A	HPE Aruba Networking AP-605H (RW) 2-Radio 3-Band 2x2 Wi-Fi 6E 1+4 ETH PSE USB Hospitality AP
SOB62A	HPE Aruba Networking AP-605H (US) 2-Radio 3-Band 2x2 Wi-Fi 6E 1+4 ETH PSE USB Hospitality AP
HPE Aruba Networking 600H Series Hospitality Access Points — Eco-friendly 10-packs	
S1F95A	HPE Aruba Networking AP-605H (RW10) 2-Radio 3-Band 2x2 Wi-Fi 6E 1+4 ETH PSE USB 10Pk Hospitality AP
S1F96A	HPE Aruba Networking AP-605H (US10) 2-Radio 3-Band 2x2 Wi-Fi 6E 1+4 ETH PSE USB 10Pk Hospitality AP
HPE Aruba Networking 600H Series Hospitality Access Points — TAA	
SOB61A	HPE Aruba Networking AP-605H (RWF1) 2-Radio 3-Band 2x2 Wi-Fi 6E 1+4 ETH PSE USB TAA Hospitality AP
SOB63A	HPE Aruba Networking AP-605H (USF1) 2-Radio 3-Band 2x2 Wi-Fi 6E 1+4 ETH PSE USB TAA Hospitality AP
HPE Aruba Networking 600H Series Hospitality Access Points — Remote AP bundles	
SOB64A	HPE Aruba Networking AP-605HR (EU) 2-Radio 3-Band 2x2 Wi-Fi 6E 1+4 ETH PSE USB Remote AP Bundle
SOB65A	HPE Aruba Networking AP-605HR (US) 2-Radio 3-Band 2x2 Wi-Fi 6E 1+4 ETH PSE USB Remote AP Bundle
HPE Aruba Networking 600H Series Mount kits	
SOJ42A	HPE Aruba Networking AP-600H-MNT1 Single-gang Wall-box Mount Kit
SOJ43A	HPE Aruba Networking AP-600H-MNT2 Dual-gang Wall-box Mount Kit
SOJ41A	HPE Aruba Networking AP-500H-MNTD2 RJ45 Ethernet Jack Desk Mount Kit

For more compatible accessories and spares, see the [600H series ordering guide](#).

Learn more at

[HPE.com/us/en/aruba-access-points](https://hpe.com/us/en/aruba-access-points)

Visit [HPE.com](https://hpe.com) 

